



African Region (AFR)

South Africa

CRITERIA

Proportion of energy from added sugars (%)	9.5 - 11.3
Adult obesity prevalence (%)	26.2
Childhood obesity prevalence (%)	5.9
Adults with diagnosed type 2 diabetes (%)	12.7
Prevalence of dental caries in children (%)	36.9
Sugary drinks tax	Yes
Sugar reformulation targets	No targets
Front-of-pack nutrition labelling system (FOPL)	Planned
Marketing restrictions	Voluntary
Public awareness campaigns	Previous campaign
Public procurement guidelines	Local or voluntary measures
Independent scrutiny	Yes
Knowledge, Attitudes, and Behaviours research	No




African Region (AFR)

Mauritius

CRITERIA

Proportion of energy from added sugars (%)	n/a
Adult obesity prevalence (%)	19.1
Childhood obesity prevalence (%)	9.1
Adults with diagnosed type 2 diabetes (%)	22.0
Prevalence of dental caries in children (%)	n/a
Sugary drinks tax	Yes
Sugar reformulation targets	No targets
Front-of-pack nutrition labelling system (FOPL)	No FOPL
Marketing restrictions	Voluntary restriction
Public awareness campaigns	Planned
Public procurement guidelines	Planned measures
Independent scrutiny	No
Knowledge, Attitudes, and Behaviours research	No




Region of the Americas (AMR)

Chile

CRITERIA

Proportion of energy from added sugars (%)	13.2
Adult obesity prevalence (%)	34.4
Childhood obesity prevalence (%)	14.0
Adults with diagnosed type 2 diabetes (%)	12.3
Prevalence of dental caries in children (%)	52.7
Sugary drinks tax	Yes
Sugar reformulation targets	No targets
Front-of-pack nutrition labelling system (FOPL)	Mandatory
Marketing restrictions	Legislated restriction
Public awareness campaigns	No campaign
Public procurement guidelines	National or mandatory measures
Independent scrutiny	No
Knowledge, Attitudes, and Behaviours research	Yes



Region of the Americas (AMR)

USA

CRITERIA

Proportion of energy from added sugars (%)	13.8
Adult obesity prevalence (%)	42.4
Childhood obesity prevalence (%)	19.3
Adults with diagnosed type 2 diabetes (%)	8.6
Prevalence of dental caries in children (%)	45.8
Sugary drinks tax	Yes
Sugar reformulation targets	Voluntary
Front-of-pack nutrition labelling system (FOPL)	Voluntary*
Marketing restrictions	No restrictions
Public awareness campaigns	Previous campaign
Public procurement guidelines	Local or voluntary measures
Independent scrutiny	Yes
Knowledge, Attitudes, and Behaviours research	Yes



South-East Asian Region (SEAR)

Thailand

CRITERIA

Proportion of energy from added sugars (%)	n/a
Adult obesity prevalence (%)	11.6
Childhood obesity prevalence (%)	7.3
Adults with diagnosed type 2 diabetes (%)	7.0
Prevalence of dental caries in children (%)	52
Sugary drinks tax	Yes
Sugar reformulation targets	No targets
Front-of-pack nutrition labelling system (FOPL)	Voluntary
Marketing restrictions	Voluntary
Public awareness campaigns	Previous campaign
Public procurement guidelines	Local or voluntary measures
Independent scrutiny	Yes
Knowledge, Attitudes, and Behaviours research	No



South-East Asian Region (SEAR)

South Korea

CRITERIA

Proportion of energy from added sugars (%)	10.8 - 12.5
Adult obesity prevalence (%)	35.7
Childhood obesity prevalence (%)	15.0
Adults with diagnosed type 2 diabetes (%)	6.9
Prevalence of dental caries in children (%)	53.5 - 61.6
Sugary drinks tax	Planned
Sugar reformulation targets	Voluntary
Front-of-pack nutrition labelling system (FOPL)	Voluntary
Marketing restrictions	Legislated restriction
Public awareness campaigns	Active campaign
Public procurement guidelines	No measures
Independent scrutiny	No
Knowledge, Attitudes, and Behaviours research	Yes




European Region (EUR)

UK

CRITERIA

Proportion of energy from added sugars (%)	7.0
Adult obesity prevalence (%)	28.0*
Childhood obesity prevalence (%)	21.0*
Adults with diagnosed type 2 diabetes (%)	3.9
Prevalence of dental caries in children (%)	23
Sugary drinks tax	Yes
Sugar reformulation targets	Voluntary
Front-of-pack nutrition labelling system (FOPL)	Voluntary
Marketing restrictions	Legislated restriction
Public awareness campaigns	Previous campaign
Public procurement guidelines	National or mandatory measures
Independent scrutiny	Yes
Knowledge, Attitudes, and Behaviours research	Yes




European Region (EUR)

Norway

CRITERIA

Proportion of energy from added sugars (%)	7.3
Adult obesity prevalence (%)	14.1
Childhood obesity prevalence (%)	2.5
Adults with diagnosed type 2 diabetes (%)	5.3
Prevalence of dental caries in children (%)	39.1
Sugary drinks tax	No
Sugar reformulation targets	Voluntary
Front-of-pack nutrition labelling system (FOPL)	Voluntary
Marketing restrictions	Voluntary restrictions
Public awareness campaigns	Previous campaign
Public procurement guidelines	Local or voluntary measures
Independent scrutiny	Yes
Knowledge, Attitudes, and Behaviours research	No



Eastern Mediterranean Region (EMR)

Islamic Republic of Iran

CRITERIA

Proportion of energy from added sugars (%)	9.0
Adult obesity prevalence (%)	22.7
Childhood obesity prevalence (%)	11.5
Adults with diagnosed type 2 diabetes (%)	9.6
Prevalence of dental caries in children (%)	72.8*
Sugary drinks tax	Yes
Sugar reformulation targets	No
Front-of-pack nutrition labelling system (FOPL)	Mandatory
Marketing restrictions	Legislated restriction
Public awareness campaigns	Previous campaign
Public procurement guidelines	National or mandatory measures
Independent scrutiny	No
Knowledge, Attitudes, and Behaviours research	No




Eastern Mediterranean Region (EMR)

Kingdom of Bahrain

CRITERIA

Proportion of energy from added sugars (%)	n/a
Adult obesity prevalence (%)	36.9
Childhood obesity prevalence (%)	17.9
Adults with diagnosed type 2 diabetes (%)	15.6
Prevalence of dental caries in children (%)	59.0 - 86.8
Sugary drinks tax	Yes
Sugar reformulation targets	No targets
Front-of-pack nutrition labelling system (FOPL)	No FOPL
Marketing restrictions	Legislated restriction
Public awareness campaigns	No campaign
Public procurement guidelines	No measures
Independent scrutiny	No
Knowledge, Attitudes, and Behaviours research	No




Western Pacific Region (WPR)

Australia

CRITERIA

Proportion of energy from added sugars (%)	9.4
Adult obesity prevalence (%)	31.3
Childhood obesity prevalence (%)	8.2
Adults with diagnosed type 2 diabetes (%)	5.3
Prevalence of dental caries in children (%)	24.0
Sugary drinks tax	No
Sugar reformulation targets	Voluntary
Front-of-pack nutrition labelling system (FOPL)	Voluntary
Marketing restrictions	Voluntary restrictions
Public awareness campaigns	Previous campaign
Public procurement guidelines	National or mandatory measures
Independent scrutiny	Yes
Knowledge, Attitudes, and Behaviours research	Yes



Western Pacific Region (WPR)

Malaysia

CRITERIA

Proportion of energy from added sugars (%)	13.3
Adult obesity prevalence (%)	19.7
Childhood obesity prevalence (%)	14.8
Adults with diagnosed type 2 diabetes (%)	16.7
Prevalence of dental caries in children (%)	44.6*
Sugary drinks tax	Yes
Sugar reformulation targets	Planned
Front-of-pack nutrition labelling system (FOPL)	Voluntary
Marketing restrictions	Voluntary restrictions
Public awareness campaigns	Previous campaign
Public procurement guidelines	No measures
Independent scrutiny	Yes
Knowledge, Attitudes, and Behaviours research	No